



EROS ELEVATORS®

ESTD 1947

**Now with
Touchless
Features**

EroA

PERFECT ELEVATORS FOR MIDRISE PROJECTS

GEARLESS
PASSENGER ELEVATOR [MR & MRL]

An ISO 9001:2015 company



**SINCE
1947**

EroA

Passenger Elevator

★ ★ ★

Eros Elevators presents the cost efficient elevator series- **EroA** for Low rise and Mid rise residential and commercial projects.

Energy saving Permanent magnet motors, and state-of-the-art inverter drives produce precise speed control while reducing energy consumption to never before levels. Next generation process and software technologies reduce wait time for passengers and reduce unnecessary running of lifts, increasing the life of equipment while reducing service cost.

Compact machines allow for Mini MR or MRL to give architects and designers the power of choice to free up usable space and create beautiful building elevations.

EroA elevators are specially designed with capacity up to 10 person & Speed up to 1 mps.



Compact structure, Convenient Installation,
Save machine room space

Save 40% energy compared with
the traditional traction elevators

High torque, Low noise,
Low Maintenance





EroA-MRL

Save Machine Room Space

Incorporation of modern architectural vision in our MRL solution provides ultra-compact traction machine and other mechanical equipments neatly within the hoist way overhead space.

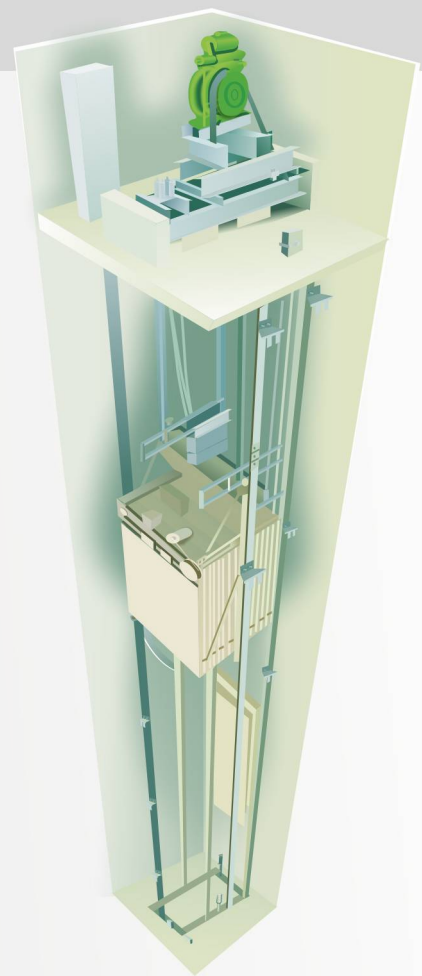
An elegant & sleek control cabinet is fitted adjacent to the top floor landing door.

PERFECTLY ENGINEERED FOR YOUR CIVIL STRUCTURE

EroA-MR

Mini Machine Room

The compact Mini Machine Room Technology frees up space and eliminates cantilever construction while making convenient servicing of equipment.





EROS ELEVATORS®

ESTD 1947



Passenger Cabin


Cabin panel finish with choices of Powder coated steel or Hairline Stainless Steel

Cabin Model : E18706

Cabin Models: PCHL / PCMI / PCSI / PCBI

Car Wall : MSPC / SSHI

Floor : Marblex vinyl



Ceiling

Hairline Stainless Steel

Ceiling : E58017 (Hairline SS)

Light : Surface mounted LED

Ventilation : Fan / Blower



Landing door

Hairline Stainless Steel

Door System : Center bi-parting / Auto telescopic (LH/RH)

Fire Rated Door : 2 Hr Fire rated doors



Signalization

| | |
|-----------|-------------------------|
| Mounting | : Surface mounted |
| Stops | : Up to 16 stops |
| Touchless | : Provision as optional |

EroA

Capacity | Speed | Max. Stops
 10 Passenger | 1.0 mps | 16 Stops

The perfect choice for low rise and mid rise premise elevators.

■ Highly cost efficient elevator ■ Smooth ride ■ Advanced features.

STANDARD

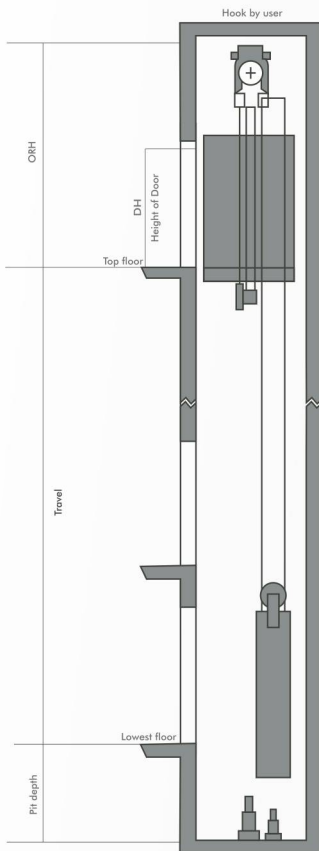
| | | |
|-----------------------------------|---------------------------------------|-------------------------------------|
| Simplex Control | Phase failure and reversal protection | Home Landing / Parking floor |
| Down collective / Full collective | Seven Segment or Dot Matrix Display | Safe Landing |
| Emergency Alarm | 2 way Handsfree Intercom | Full Load Bypass |
| Auto Fan / Cabin Light Control | Door Open Buzzer | Customized floor Display (2 Digits) |
| OverLoad Device | Full Length I.R. Curtain | Anti- Nuisance |
| Automatic Rescue Device | Door Open & Close Button in COP | 2Hr Fire rated Door |
| Battery Operated Emergency Light | Customized Door Open Time | |

OPTIONAL

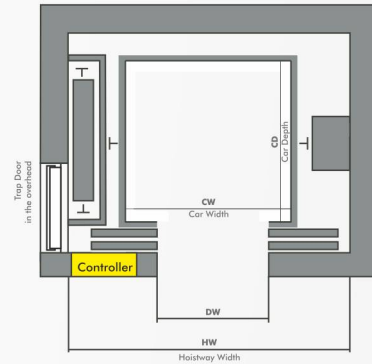
| | | |
|---------------------------|------------------------------|----------------------|
| Fireman Control | BMS System | Duplex Control |
| Voice Announcement in Car | Door Nudging Operation | Auto Re-leveling |
| Auto Attendant Switch | Elevator Lock key at landing | Advance Door opening |
| Braille Button | Touchless COP / LOP | Access Card |
| CCTV Wiring Provision | 3 way Handsfree Intercom | |

Hoistway Layout

Hoistway vertical layout



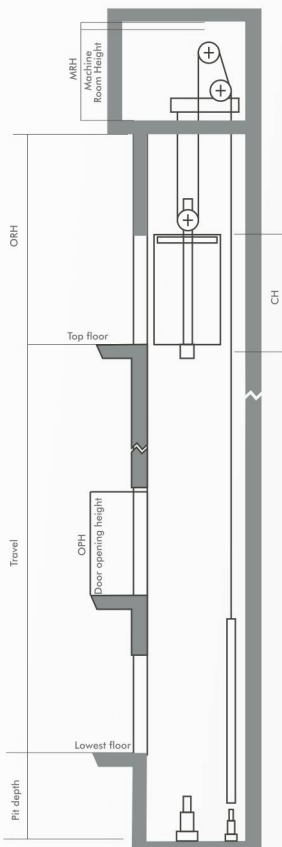
Hoistway plan layout



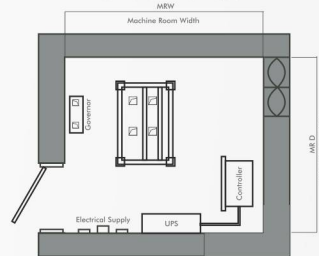
EroA-MRL

| No. of person | Load in (Kg) | Car Width mm | Car Depth mm | Door Width mm | Hoist way Width mm | Hoist way Depth mm |
|---------------|--------------|--------------|--------------|---------------|--------------------|--------------------|
| 6 | 408 | 1100 | 1000 | 700 | 1775 | 1475 |
| 8 | 544 | 1300 | 1100 | 800 | 1975 | 1525 |
| 10 | 680 | 1350 | 1300 | 800 | 2025 | 1625 |

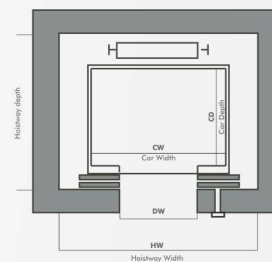
Hoistway vertical layout



Machine Room Plan Layout



Hoistway plan layout




EroA-MR

| No. of person | Load in (Kg) | Car Width mm | Car Depth mm | Door Width mm | Hoistway Width mm | Hoist way Depth mm |
|---------------|--------------|--------------|--------------|---------------|-------------------|--------------------|
| 6 | 408 | 1000 | 1100 | 700 | 1550 | 1550 |
| 8 | 544 | 1300 | 1100 | 800 | 1700 | 1550 |
| 10 | 680 | 1350 | 1300 | 800 | 1750 | 1750 |

Ero Touchless

Eros Elevators introduces *Touchless* technology for all our elevators, fulfilling current and future requirements for the safety of your family and yourself. For future hygienic operating standards we introduce the very essential - Touchless Access Systems for your residential or office elevators in new or existing installations with minimum/nil alterations.



Touchless button

- The bright illuminated touchless hygienic button
- Next level hygienic solution for vertical transportation

4~6mm Sensing distance Human body / Metal Activation by proximity

Elevator access by one-time scanning of QR code




- Access via call selection on mobile
- Convenient minimum alternation
- Safe and reliable
- Touchless operation of elevators
- Can be also used as a Limited Security Access System






Air Disinfection Purifier

Applicable to elevator cabin



| | | | | |
|---|------------------------------|--------------------|---|---|
|  | 99 .76% | 99 % |  |  |
| Powerful sterilization | Influenza virus removal rate | Sterilization rate | Efficient safety | Energy Saving & High efficiency |

- Slowly-released molecule filtering net
- UV photo catalyst with circulating air
- Side-wall mounting
- CE, RoHS, EMC certified   



An ISO 9001:2015 company



EROS ELEVATORS & ESCALATORS PVT LTD.

405, Bharat Industrial Estate, T. J. Road, Sewree (W), Mumbai 400015.

Tel : +91 22 2413 2425 Toll Free : 1800 833 0230

Mail : info@eroselevators.com Web : www.eroselevators.com